











| | |  - Rzeka wolna |  - Pokrywa lodowa |  - Kra i lód brzegowy |  - lodolamacze | | | | | | | | | | | | | | | | | | | | | | | | | | | | | | | | | | | | | |
|-------------------|---|---|--|---|---|-----|-----|-----|-----|-----|-----|-----|-----|-----|-----|-----|-----|-----|-----|-----|-----|-----|-----|-----|-----|-----|-----|-----|-----|-----|-----|-----|-----|-----|-----|-----|-----|-----|-----|-----|-----|-----|
| | |  - Śryż | P - Płonia i przetainy |  - Zator | | | | | | | | | | | | | | | | | | | | | | | | | | | | | | | | | | | | | | |
| | |  - Lód brzegowy | S - Spiętrzenia i podbitki |  - Brak danych | | | | | | | | | | | | | | | | | | | | | | | | | | | | | | | | | | | | | | |
| | |  - Śryż i lód brzegowy | W - Woda na lodzie |  - miejsce zatoru lodowego | | | | | | | | | | | | | | | | | | | | | | | | | | | | | | | | | | | | | | |
| GRANICE ADMINISTR | Zarząd Zlewni Wisły Kujawskiej z siedzibą w Toruniu | | | | Zarząd Zlewni Żuław i Przymorza Wschodniego z siedzibą w Tczewie | | | | | | | | | | | | | | | | | | | | | | | | | | | | | | | | | | | | | |
| | N.W. Toruń | | N.W. Chełmno | | N.W. Korzeniewo | | | | | | | | | | | | | | | | | | | | | | | | | | | | | | | | | | | | | |
| WODOWSKAZ | Toruń (735+000) | | Fordon (775+000) | | Chełmno (807+000) | | | | | | | | | | | | | | | | | | | | | | | | | | | | | | | | | | | | | |
| | | | | | Grudziądz (835+000) | | | | | | | | | | | | | | | | | | | | | | | | | | | | | | | | | | | | | |
| KM | | | | | Korzeniewo (867+000) | | | | | | | | | | | | | | | | | | | | | | | | | | | | | | | | | | | | | |
| | | | | | Biała Góra (886+000) | | | | | | | | | | | | | | | | | | | | | | | | | | | | | | | | | | | | | |
| DATA | | | | | Tczew (908+000) | | | | | | | | | | | | | | | | | | | | | | | | | | | | | | | | | | | | | |
| | | | | | Gdańska Głowa (Drewnica) (931+000) | | | | | | | | | | | | | | | | | | | | | | | | | | | | | | | | | | | | | |
| | 684 | 696 | 702 | 708 | 714 | 720 | 726 | 732 | 738 | 744 | 750 | 756 | 762 | 768 | 774 | 780 | 786 | 792 | 798 | 804 | 810 | 816 | 822 | 828 | 834 | 840 | 846 | 852 | 858 | 864 | 870 | 876 | 882 | 888 | 894 | 900 | 906 | 912 | 918 | 924 | 930 | 939 |
| | | ZJAWISKA LODOWE | | | | | | | | | | | | | | | | | | | | | | | | | | | | | | | | | | | | | | | | |
| 2015-02-02 | | | | | | | | | | | | | | | | | | | | | | | | | | | | | | | | | | | | | | | | | | |
| 2015-02-03 | | | | | | | | | | | | | | | | | | | | | | | | | | | | | | | | | | | | | | | | | | |
| 2015-02-04 | | | | | | | | | | | | | | | | | | | | | | | | | | | | | | | | | | | | | | | | | | |
| 2015-02-05 | | | | | | | | | | | | | | | | | | | | | | | | | | | | | | | | | | | | | | | | | | |
| 2015-02-06 | | | | | | | | | | | | | | | | | | | | | | | | | | | | | | | | | | | | | | | | | | |
| 2015-02-09 | | | | | | | | | | | | | | | | | | | | | | | | | | | | | | | | | | | | | | | | | | |
| 2015-02-10 | | | | | | | | | | | | | | | | | | | | | | | | | | | | | | | | | | | | | | | | | | |
| 2015-02-11 | | | | | | | | | | | | | | | | | | | | | | | | | | | | | | | | | | | | | | | | | | |
| 2015-02-12 | | | | | | | | | | | | | | | | | | | | | | | | | | | | | | | | | | | | | | | | | | |
| 2015-02-13 | | | | | | | | | | | | | | | | | | | | | | | | | | | | | | | | | | | | | | | | | | |
| 2015-02-16 | | | | | | | | | | | | | | | | | | | | | | | | | | | | | | | | | | | | | | | | | | |

Rzeka Wisła wolna od lodu. Lodolamacze w stanie rezerwy, przygotowane do prowadzenia zimowej osłony lodowej stacjonują w awanportach Śluzy Przegalina.